

Assembly Instructions



BBXS3040CP



DISPLAYS2GO

1

Peel off white paper from both strips of double sided tape.




Referenced Parts

A-Frame Body




2

Stick the flap with double sided tape to the opposing flap to create a triangle shape.



Double-Sided Tape



3

Apply light pressure to insure tape sticks

