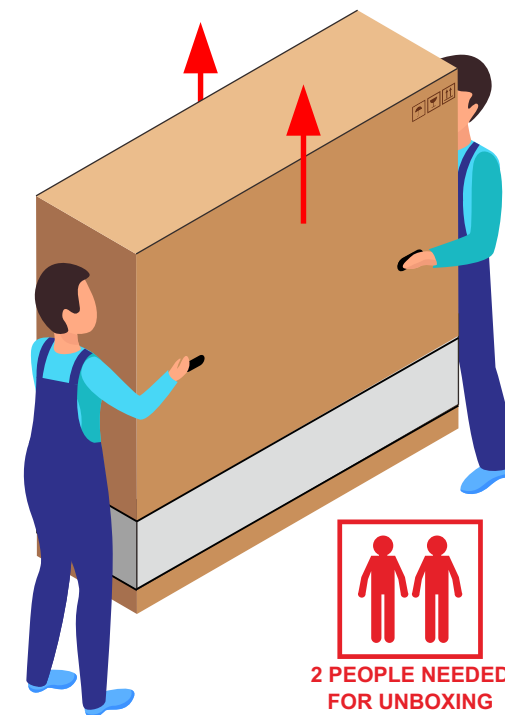


210mm

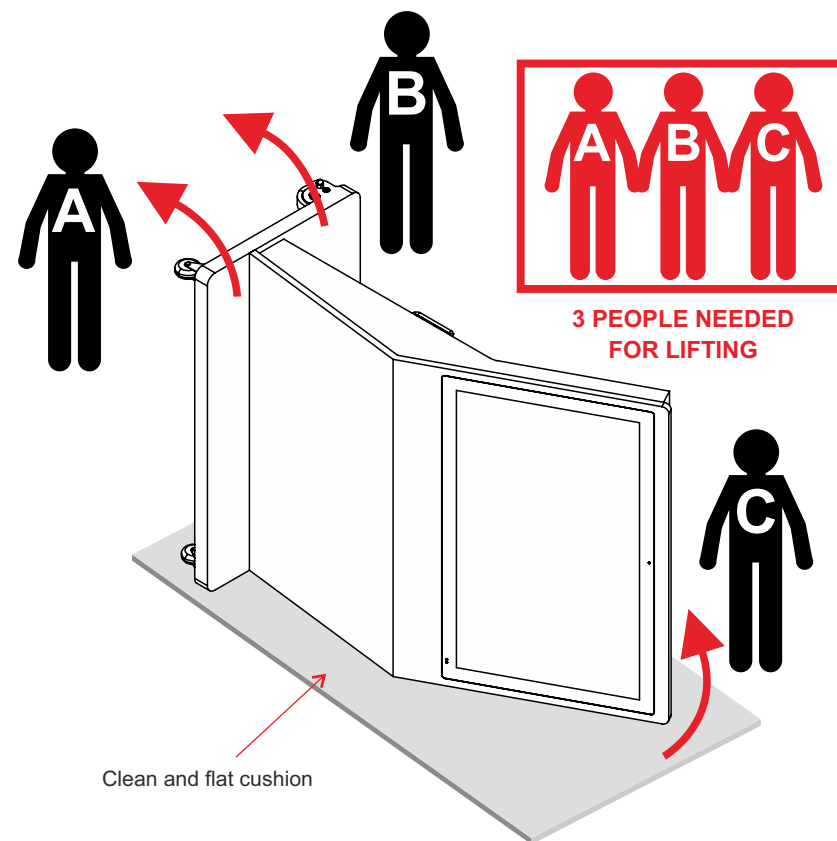
## Unboxing Instruction




① Cut the straps properly;



② Remove the carton lid as shown above.



③ First, move the product horizontally onto a clean and flat cushion. Since the product is heavy, please arrange  $\geq$  three people to lift the product as shown in the figure below. Please pay attention to the product and personal safety during the move.  
**Note:** Please straighten the product as shown in the figure below. Personnel A and B will use the wide side of the product base as a fulcrum, and person C will lift the top of the product on the side of the LCD surface.



④ Please check whether the two rear wheels are unlocked and the brakes of the two front wheels are on. The product can be moved when the front and rear wheels are both on.

297mm

