


Description- Cube Tower Display Signage

Open all boxes first and layout all parts on a level and sturdy floor. Reference parts list to verify parts.

No hardware included or needed.

Before you begin, read instructions thoroughly prior to assembly.

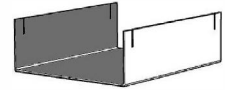
PARTS LIST



Panels x8

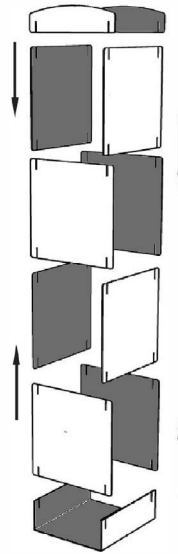
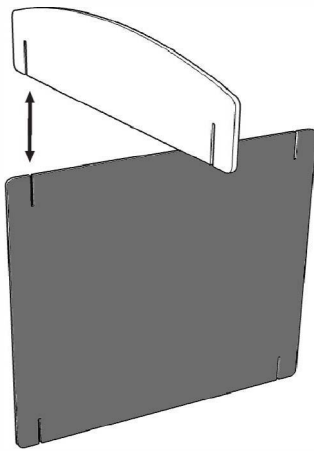


Header x2

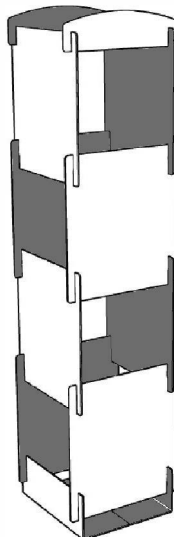


Base x1

1. Interlock panels using slots at end of each side. See images for example.



2. Panels should be interlocked all the way through the slots as seen in the image below.



If you have any questions regarding our products, please visit us at www.displays2go.com or contact D2G customer service 844-221-3388.