






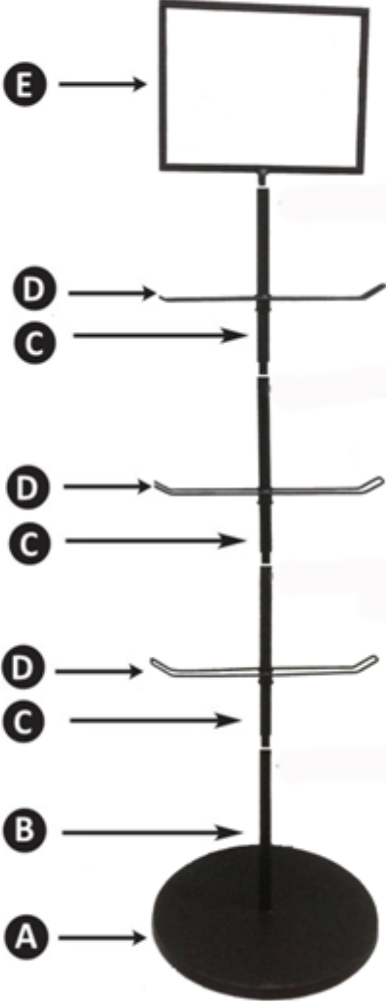
ASSEMBLY INSTRUCTIONS

BAG3TSHBK

3 Tier Tote Bag Display Rack with Sign Holder

COMPONENTS

A  BASE	B  BOTTOM POLE	C X3  MIDDLE POLE	D X3  CROSS BAR	E  SIGN HOLDER
---	--	---	--	--

	<p>STEP 1. Connect Bottom Pole B to Base A.</p> <p>STEP 2. Connect Middle Pole C with Bottom Pole B by direct screwing.</p> <p>STEP 3. Repeat STEP 2 twice.</p> <p>STEP 4. Insert Sign Holder E to Middle Pole C by direct screwing.</p>
	<p style="text-align: center;">COMPLETE SETUP</p> 