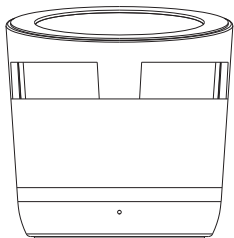


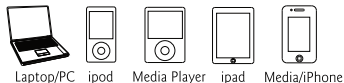
DISPLAYS2GO

B80 WIRELESS CHARGER BLUETOOTH SPEAKER

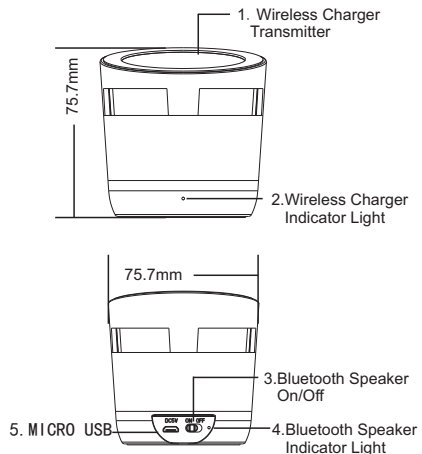
Please read the instruction manual before operating the wireless charger bluetooth speaker



◆ Range of application



Main Function Instruction



Product Parameters

1. Input: DC 5V/2A
2. Audio Output Power: 3W*1
3. Wireless Power: 5W
4. SNR \geq 85db
5. Wireless Power Output: 5V/900mA
6. Built-in polymer-Li battery: 300mAh
7. Working time: 1-2 hours
8. Charging time: 1-2 hours

Operation Instruction

Wireless Charging: use Micro USB cable to connect this device with adapter (Output power: DC 5V and \geq 2 A discharge current) or other power supply equipment. If the mobile phone has built-in wireless receiver, put the back side of mobile phone close to wireless charger panel for charging

directly. If the mobile phone without built-in wireless receiver, need to extra add the wireless receiver to help to connect mobile phone with wireless charger panel.

The wireless charging indicator light is blue when charging; it is red when fully charged.

Play Music In Bluetooth Speaker Mode:

Shift the Bluetooth Speaker On/Off button to ON option to open the Bluetooth Speaker mode. Turn on the mobile phone Bluetooth to search the Bluetooth name "B80" to begin to play music.

Remark: The built-in 300mAh battery only for Bluetooth speaker, not for wireless charging.

If you have any questions regarding our products, please visit us at www.displays2go.com or contact D2G customer service at 844-221-3388.