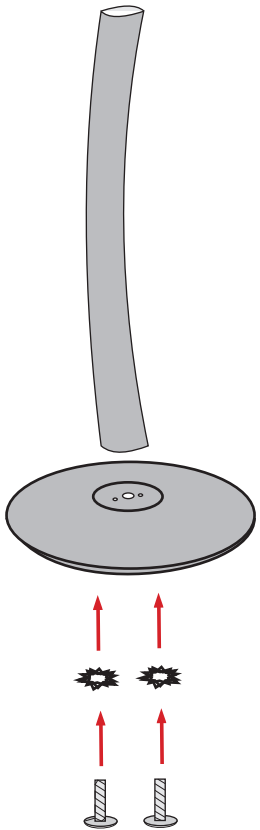


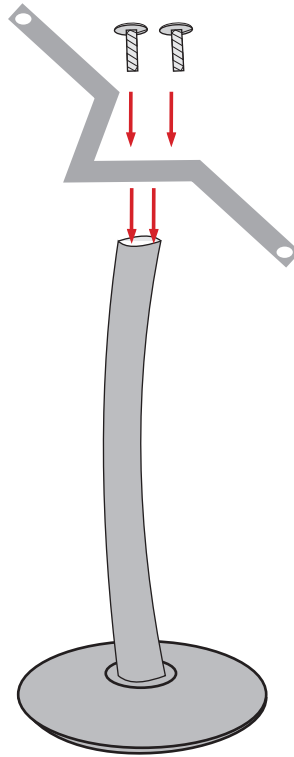
CMB Sign Stand With Literature Pocket

Assembly Instructions

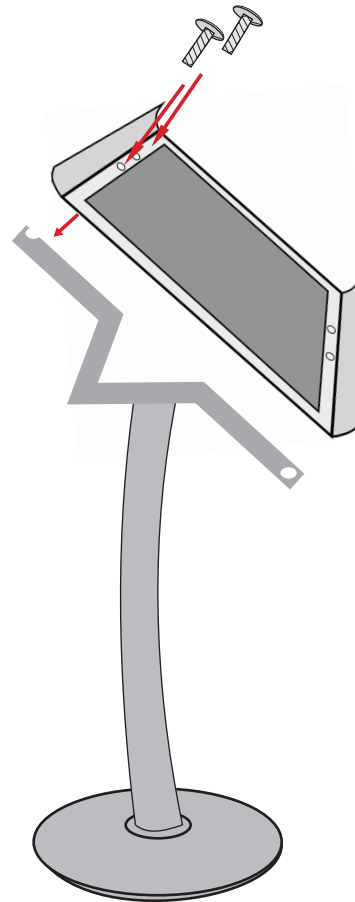
Step 1:
Fasten through toothed washer and up through the bottom of the base into the bottom of the post.



Step 2:
Screw sign holder brace into the top of the post.



Step 3:
Open top and bottom of snap frame and secure to top of sign holder brace using screws.



Step 4:
Attach literature pocket to the back of snap frame and brace. Secure using black screws through front of frame. Fasten with tightly with nuts on posterior side of literature pocket.

