


# ASSEMBLY INSTRUCTIONS

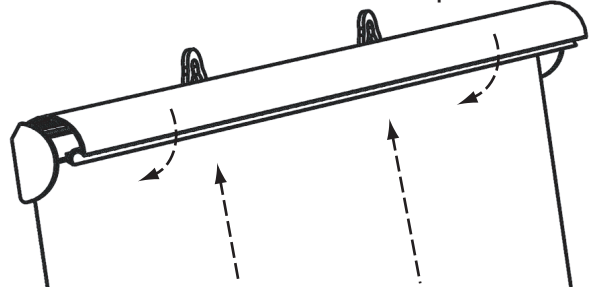
## ABR Series Hanging Rails

V21.05

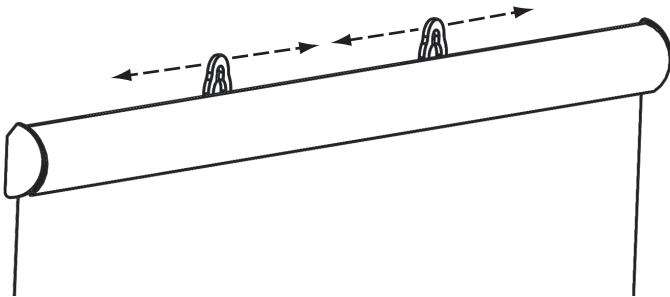
**1** Open the top profile, which has the hangers.



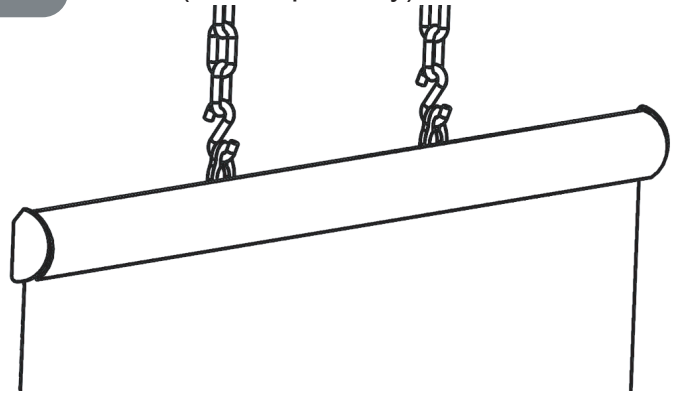
**2** Place the top edge of the poster on the rubber band and close the profile. Do the same for the bottom profile.



**3** Adjust the position of the hangers by sliding them along the rail.



**4** Hang the banner rails using hooks and chains (sold separately).



If you have any questions regarding our products, please visit us at [www.displays2go.com](http://www.displays2go.com) or contact D2g customer service at 844-221-3388.