ASSEMBLY INSTRUCTIONS
NAIL3TCTBK
3 Tier Wire Countertop Display (KD)

COMPONENTS

A X2	B	C X2
	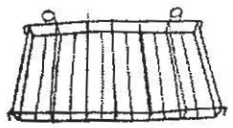	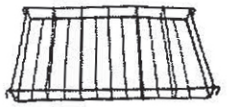
SIDE PANEL	TOP SHELF	BOTTOM SHELF

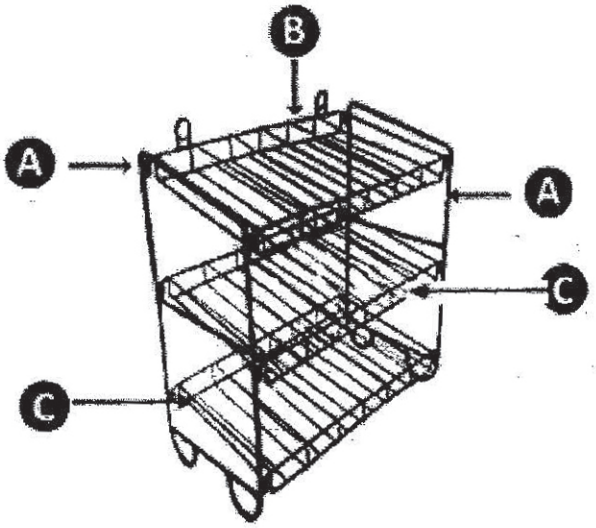

Insert the TOP SHELF B and SHELF C in between SIDE PANEL A. And you will have a beautiful 3 Tier Wire Counter Rack

COMPLETE SETUP

