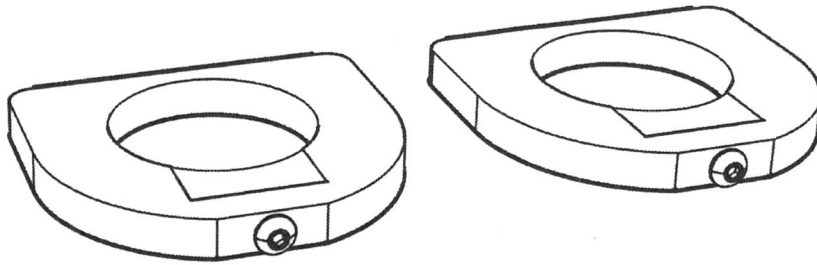


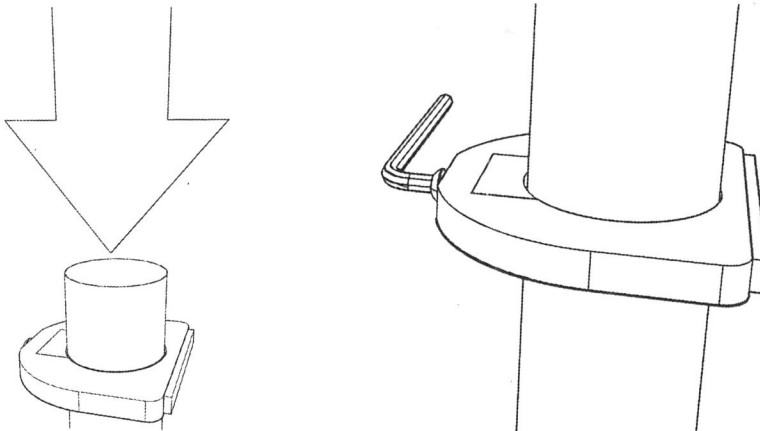
Assembly Instructions

POLECLAMP

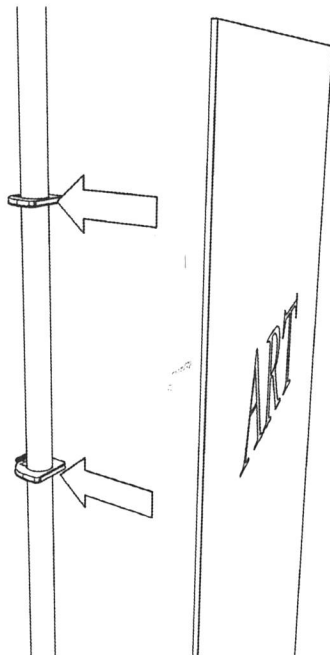
1. Prep Each Pole bracket by threading the 10-32 machine screw into the heat insert. It rests inside the drilled out hole on the back of part 2.



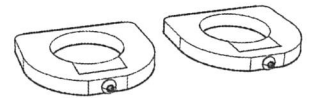
2. Place the brackets on top of the pole tighten 10-32 machine screw at desired height. !Hand tighten only!



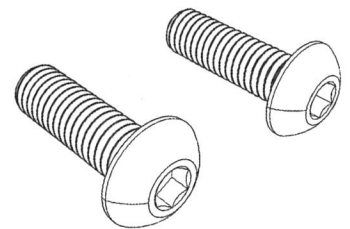
3. Peel double sided tape and apply artwork.



(2x) Brackets W/
Double sided Tape



(2x) 10-32X5/8"
Machine screws



(1x) Allen Key

