



## Single




## Double




## Bag(Optional)



## Box




①




Open the cap on the bottom of base and fill water fully in the base.(about 23ℓ)

②




Set up the pole on the center slot of the base.

③




Join the horizontal bar on the top of the pipe.

④



Adjust the horizontal bar suiting to the width of the screen.

⑤



Adjust the pipe to let the end of screen reach to the top of the base.

⑥



Hang the end of screen same to the top and adjust the tension by lengthening the pipe.