



# Modular Display Instructions

1. Take all parts out of box.
2. Lay flat on floor long modular pieces and corner pieces.
3. Attach small corner connector pieces to larger poles by screwing them together with handle, 1 in each corner and in the middle securing the longer bars in place.
4. Attach feet to bottom right and left corners.
5. Stand display upright
6. Attach poster onto hooks.
7. Attach hooks for banners to the modular bars
8. Your display is ready for use.


1.



2.




3.



5.




7.



4.



6.



8.

