# NCYBRCH INSTRUNCTION

1

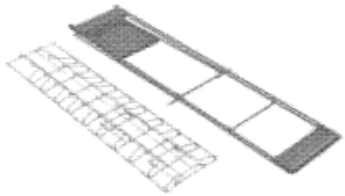

remove the system from the bag

2

place the metal plate on the bar at the bottom of the base of the unit, make sure that it fits in the groove

3



place the top hook of the literature stringer over the top rail

4



place the bottom hook of the literature stringer over the bottom rail

5

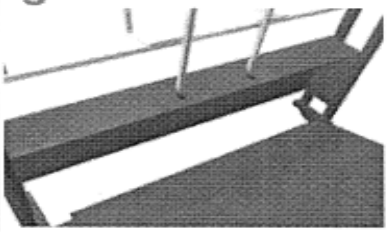

insert the metal poles of the literature stringer into the holes in the foot

6

if done correctly there should be a slight backwards slope to the system

7

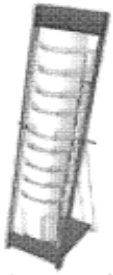

your system is now ready to be used