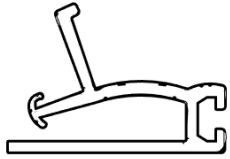
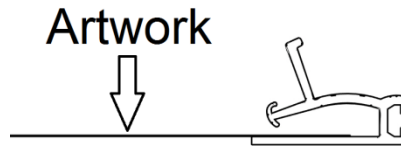
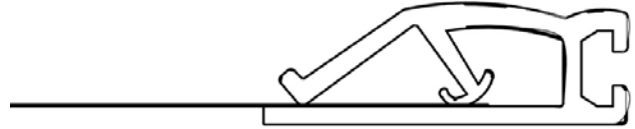


Clip your artwork into one of the snap rails.



**Open**



**Closed**

Using a level and a tape measure to center and align the artwork to your liking. Mark each end with a pencil. Peel the double sided tape and apply the artwork. Take the second snap rail and clip it to the bottom of the artwork. Peel tape and apply. (Take care with application of strips, once applied removal can ruin the tape)

