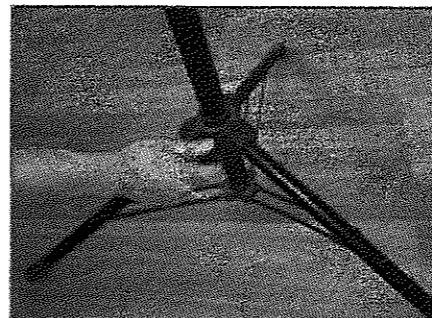




Battery-Operated LED Prize Wheel Assembly

Step 1: Stabilize Base





Push down on base until feet are fully extended. Lock into place by tightening knob.

Step 2: Construct Upright



Insert upper portion of upright into lower portion. Press the silver button to lock two pieces together.

Step 3: Attach Wheel to Upright




Insert large screw extending from rear of prize wheel into hole in upright. Secure with wingnut washer.

Functioning & Charging



Small button on the rear of the prize wheel will turn it on or off.



Insert adapter into charging port and plug into wall to charge.