

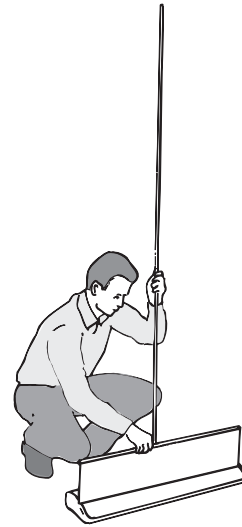





Expand QuickScreen 3 Set-up Instruction



ATTENTION: Adjustable Feet

Expand QuickScreen 3 - Change Cassette



1. Turn the Expand QuickScreen 3 upside down. Unscrew the screws.



2. Remove the plastic cap.



3. Exchange the cassette and put back the plastic cap.

Done!