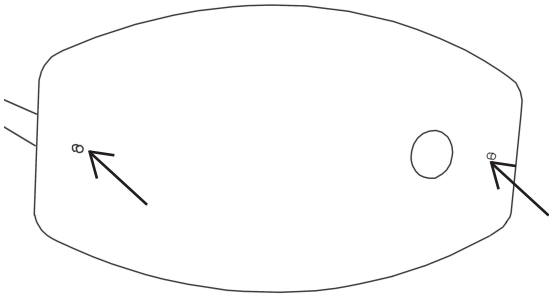

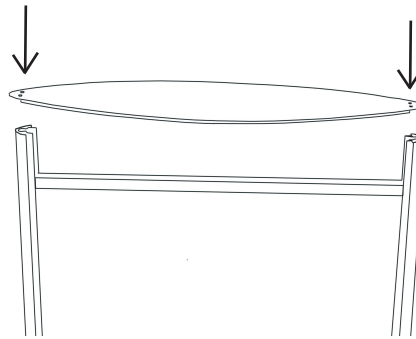


TOTEMECO


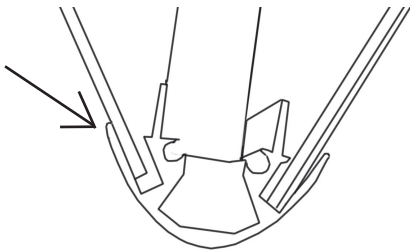
- 1) Attach base to uprights by using
(2) allen cap screw, tighten with
allen key.



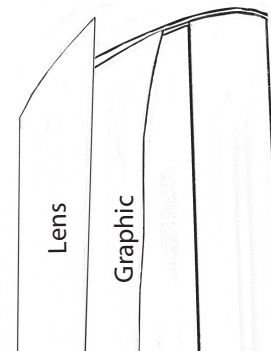
- 2) Attach top using (4) phillip
head screws.



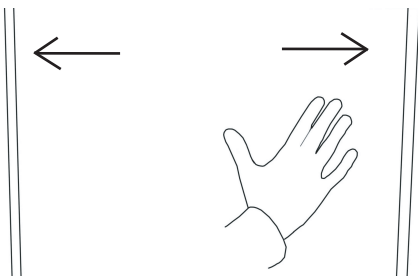
- 3) Slide in opaque sheet, front and back.
With one side in channel, curve sheet
to catch opposite channel.



- 4) Slide graphic and clear lens into
channel using the same method in
previous step.



- 5) With graphic and lens in place
slide hand from center to edge
to make sure lens is secure.



- 6) Arrange adhesive lens on stand.

