


Tri-Banner Assembly Instructions



You will need all three banners and the X poles to assemble a three-sided tower.



Extra Parts: These parts allow you to use the banners separately. They are not used in the tower assembly.




Lay the banners facedown. Make sure that all parts are oriented the same way.




Put X poles into each corner of the separate banners.



Join banners at top and bottom with rubber grommets provided.





Raise the two outside banners and connect to each other, making a triangle.



A finished tower.