


Assembly Instructions

UVCPTR2436

DISPLAYS2GO

1

Peel off white paper from both strips of double sided tape.




Referenced Parts

A-Frame Body




2

Butt the two ends of the base of the A-Frame Body up against each other and apply Connector Piece in the middle to attach the two sides



Double-Sided Tape



3

Apply light pressure to insure tape sticks



Connector Piece

