

Video Walls: A Buyer's Guide

By **DISPLAYS2GO**
CONNECTING PEOPLE AND BRANDS WITH THE WORLD



Let's make things easier...

Large format advertising fixtures can generate truly awesome results for your location but they can also be incredibly intimidating for business owners, especially when set up is not a straightforward operation. We feel your pain. That's why we've broken down the process piece by piece in this infographic so that you feel empowered to tackle buying and mounting a dynamic video wall display in your establishment.

You got this.

Single Media Stream

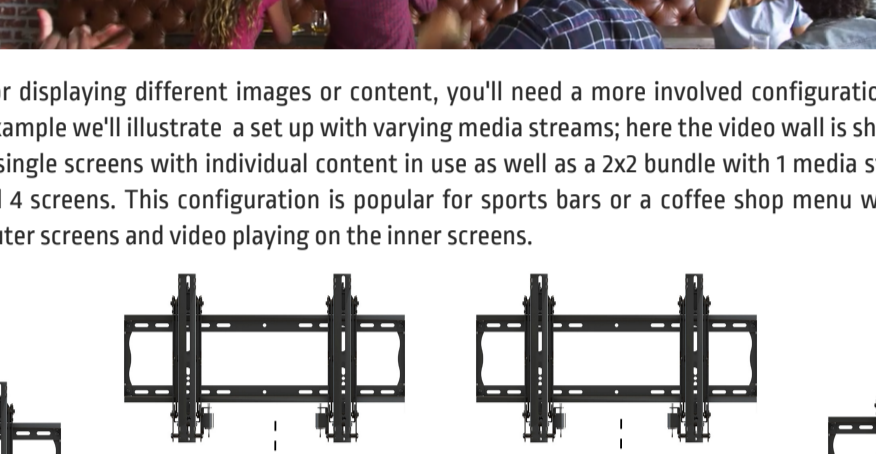
To simply stream 1 piece of media across all screens – whether it be a sports game or an image slide show, you will need to purchase the following:



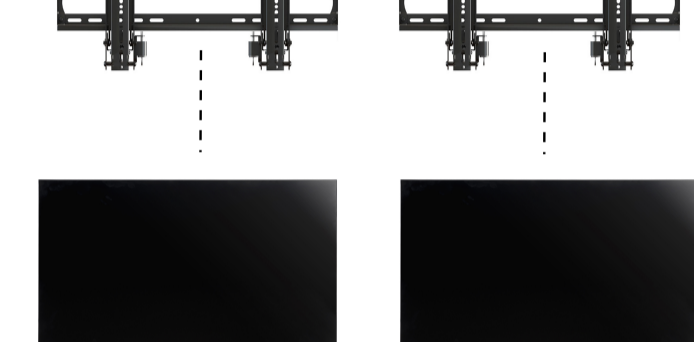
To start: For one continuous graphic, you will need 1 mounting bracket per screen and 1 media player to share content across screens. If you are going to be connecting directly to a cable box, you will simply need 1 HDMI cord with 4 splitters. (Included with video wall bundles from Displays2go)



You'll need 1 HDMI cord per each screen and an HDMI splitter (ahem... Displays2go supplies a splitter with our video wall bundles!)



HDMI Cords



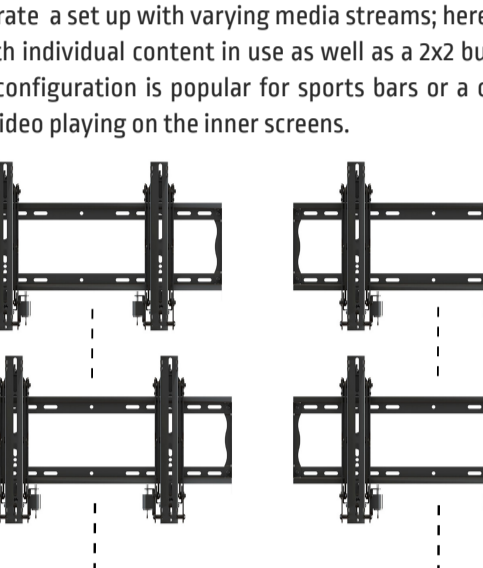
HDMI Splitter

IMPORTANT POINT!
If you want to stream live television you can either directly connect to a cable box or if your cable provider offers a streaming app over the Google Play Store, you can stream via the Android Media Player

(1) Media Player

OR


(1) Cable box



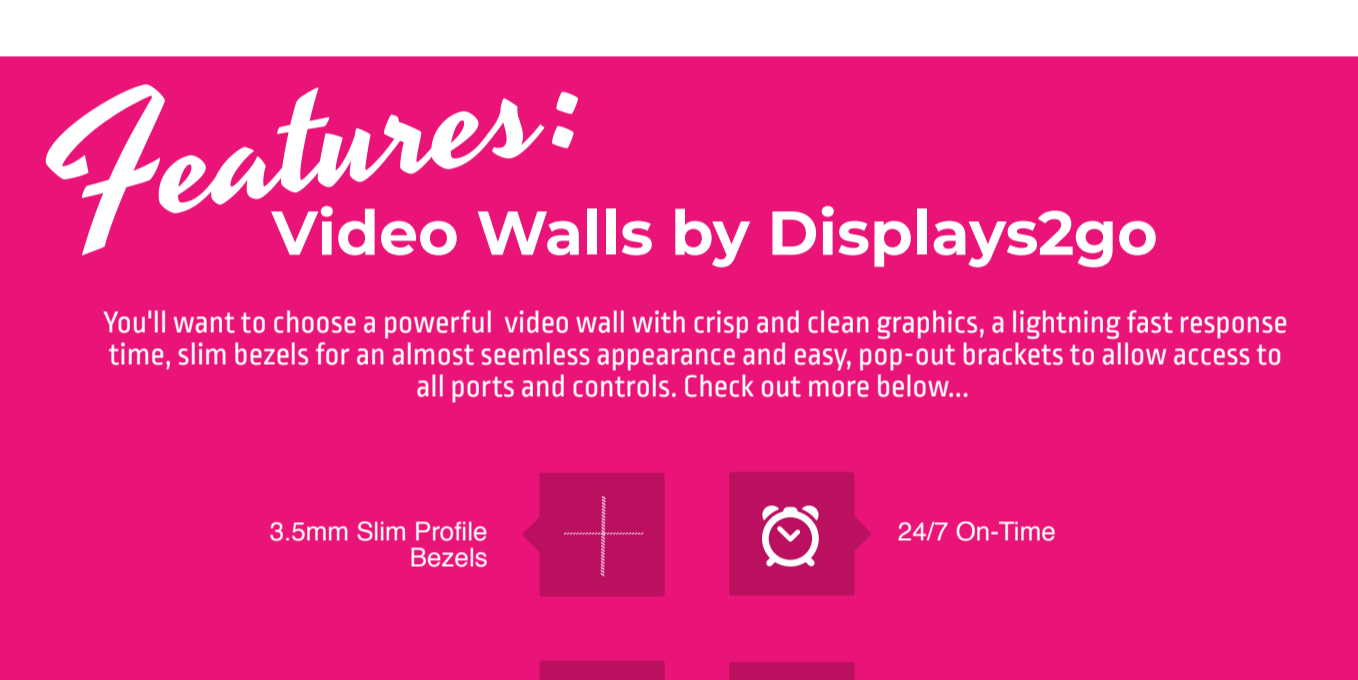
Mixed Media Stream

To simply stream multiple sources of media across different screens – whether for viewing multiple sports games or a digital menu behind a counter, you will need to purchase the following:

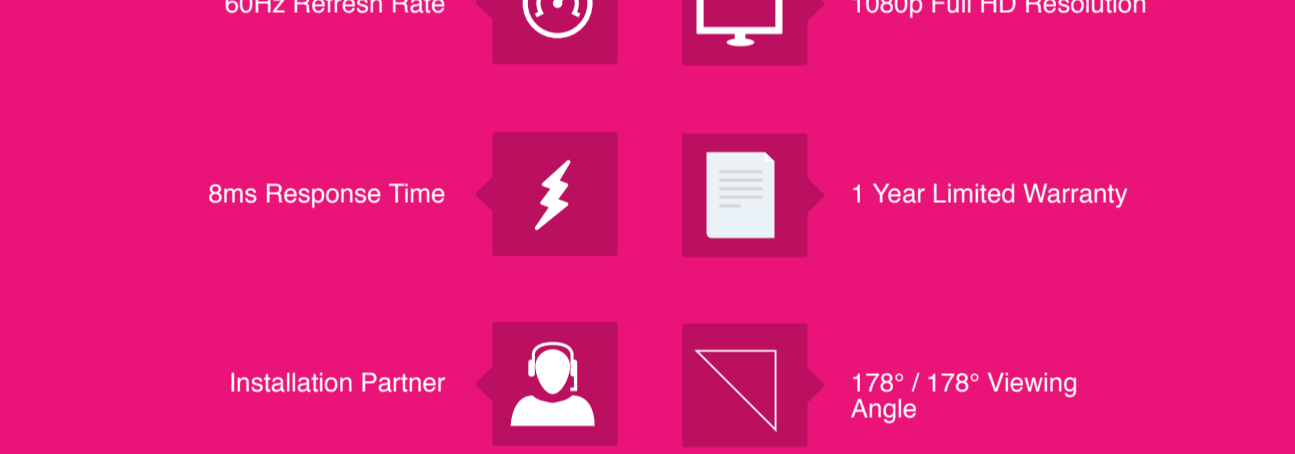
Media #1 Media #2 Media #3



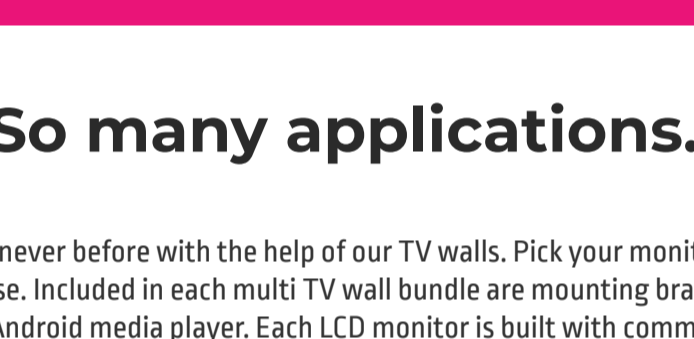
For displaying different images or content, you'll need a more involved configuration. In this example we'll illustrate a set up with varying media streams; here the video wall is shown with 2 single screens with individual content in use as well as a 2x2 bundle with 1 media stream for all 4 screens. This configuration is popular for sports bars or a coffee shop menu with static outer screens and video playing on the inner screens.



You'll need 1 HDMI cord per each screen and an HDMI splitter [Displays2go supplies a splitter with our video wall bundles]



HDMI Cords



(3) Media Players

OR

(3) Cable boxes

IMPORTANT POINT!
If you want to stream live television you can either directly connect to a cable box or if your cable provider offers a streaming app over the Google Play Store, you can stream via the Android Media Player



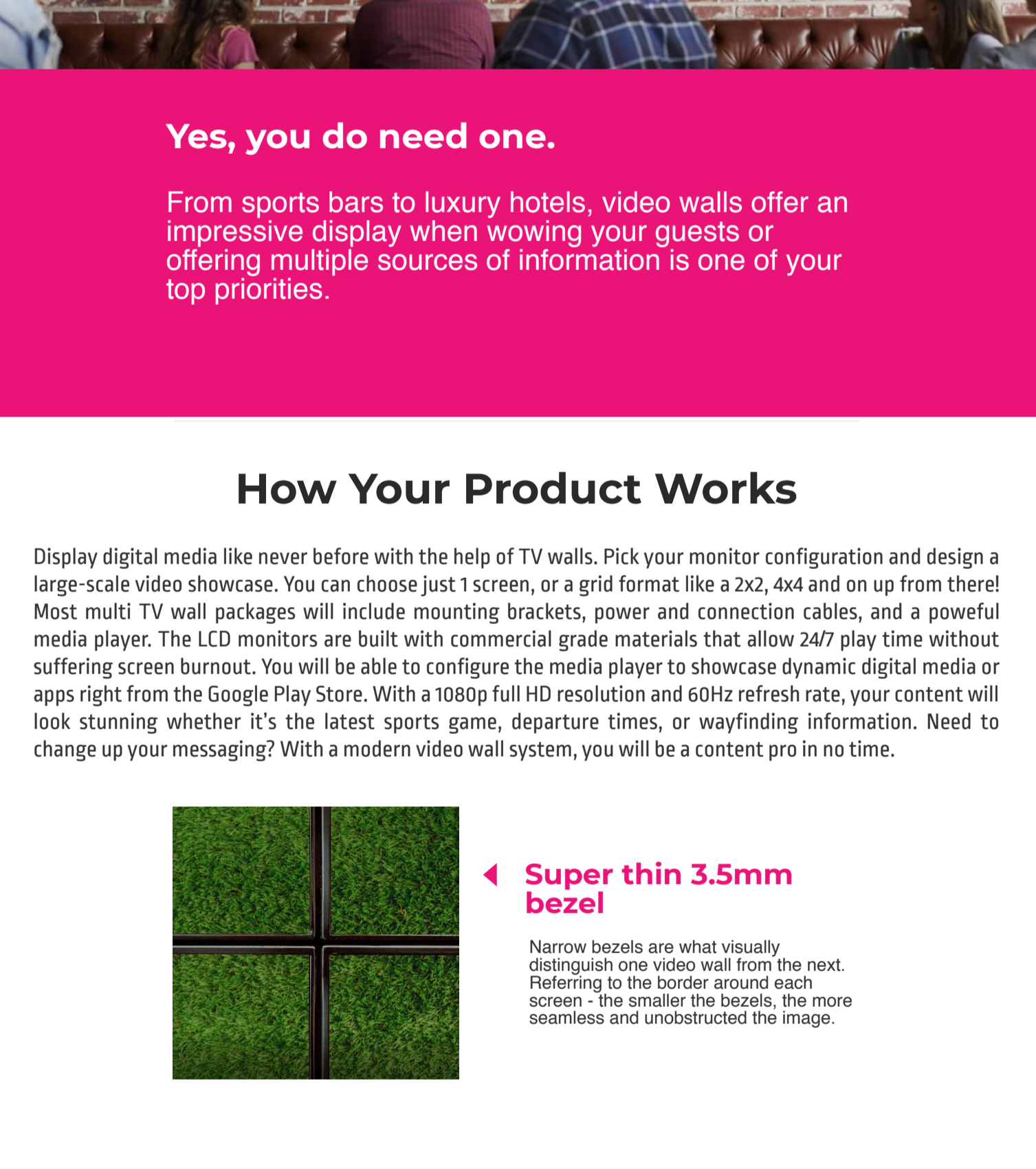
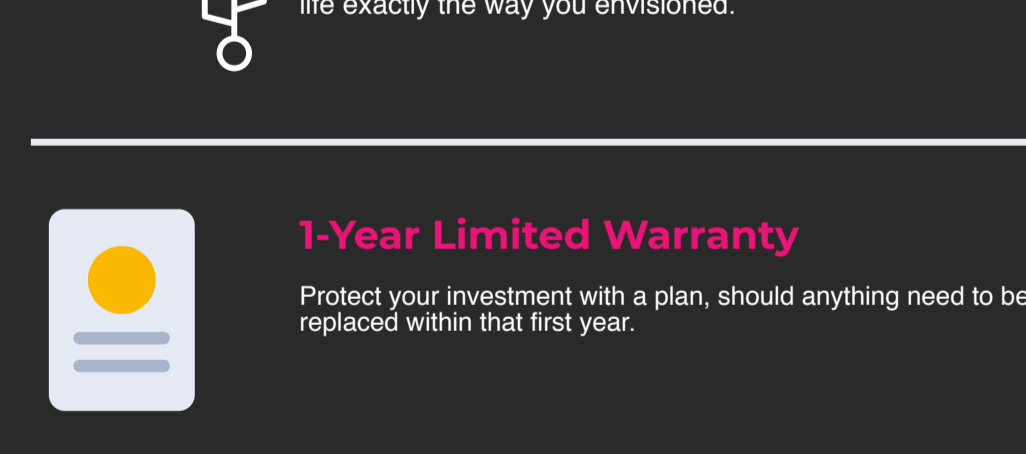
Features: Video Walls by Displays2go

You'll want to choose a powerful seamless wall with crisp and clean graphics, a lightning fast response time, slim bezels for an almost seamless appearance and easy, pop-out brackets to allow access to all ports and controls. Check out more below...

- 3.5mm Slim Profile Bezels
- 24/7 On-Time
- HDMI ports with splitters
- Bright 450 cd/m LED Backlight
- 60Hz Refresh Rate
- 1080p Full HD Resolution
- 8ms Response Time
- 1 Year Limited Warranty
- Installation Partner
- 178° / 178° Viewing Angle

So many applications...

Display digital media like never before with the help of our TV walls. Pick your monitor configuration and design a large-scale video showcase. Included in each multi TV wall bundle are mounting brackets, power and connection cables, and a 11Giraffes Android media player. Each LCD monitor is built with commercial grade materials that allow it to run 24/7. Use the included 11Giraffes Android media player to showcase dynamic digital media or apps right from the Google Play Store. With a 1080p full HD resolution and 60Hz refresh rate, your content will look stunning whether it's the latest sports game, departure times, or wayfinding information. Mount this TV wall in any commercial setting to showcase digital media and create dynamic visuals that can be changed on the fly.

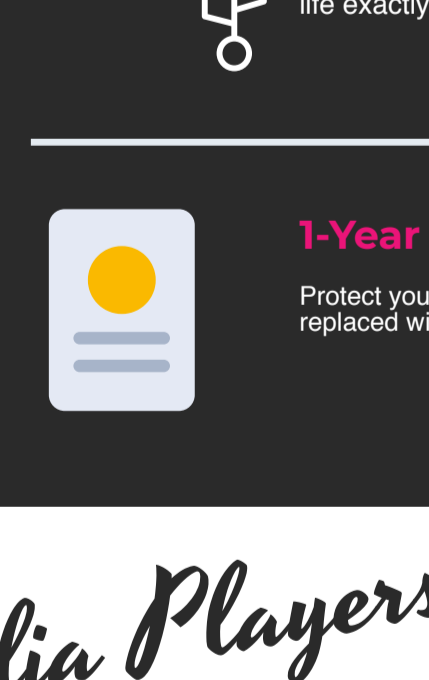


Yes, you do need one.

From sports bars to luxury hotels, video walls offer an impressive display when showing your guests or offering multiple sources of information is one of your top priorities.

How Your Product Works

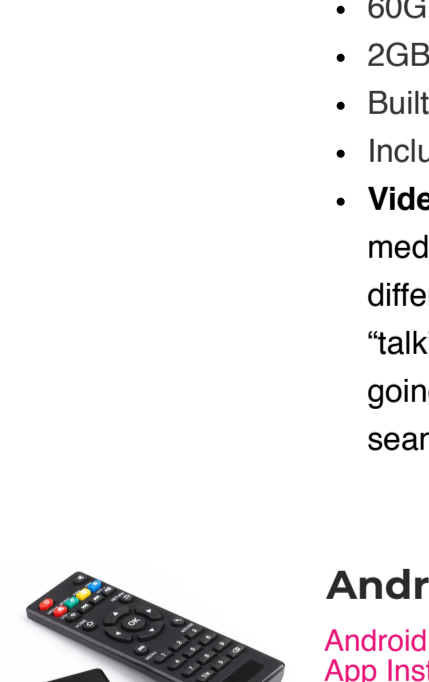
Display digital media like never before with the help of TV walls. Pick your monitor configuration and design a large-scale video showcase. You can choose just 1 screen, or a grid format like a 2x2, 4x4 and on up from there! Most multi TV wall packages will include mounting brackets, power and connection cables, and a powerful media player. The LCD monitors are built with commercial grade materials that allow 24/7 play time without suffering screen burnout. You will be able to configure the media player to showcase dynamic digital media or apps right from the Google Play Store. With a 1080p full HD resolution and 60Hz refresh rate, your content will look stunning whether it's the latest sports game, departure times, or wayfinding information. Need to change up your messaging? With a modern video wall system, you will be a content pro in no time.



Super thin 3.5mm bezel
Narrow bezels are what visually distinguish one video wall from the next. Referring to the border around each screen - the smaller the bezels, the more seamless and unobstructed the image.



Pop-out Mounting Bracket
A video wall mounting bracket offers a robust design with often universal compatibility. Installation and maintenance is simple due to a push-to-pop out design, a micro-adjustment feature and a kickstand. Many of the steel mounting brackets can be paired with a padlock for anti-theft security. A sturdy steel construction allows you to safely hang screens of significant size and weight.



Powerful Media Players
With varying levels of sophistication designed to fit basic to complex needs, a media player enables you to control your content with ease and configure your layout exactly as you want it.

Perks

When you buy from Displays2go, you'll get some exclusive perks with your video wall...

Free Install Consultation
We partner with KD Global Solutions, a trusted source in installing sound and video walls worldwide

3 Media Players to Choose From
Whether you're creating a basic 2x2, single media stream wall or large wall with multiple sources of media, we have a media player designed to help you bring your video wall to life exactly the way you envisioned.

1-Year Limited Warranty
Protect your investment with a plan, should anything need to be replaced within that first year.

Media Players available from Displays2go

11 Giraffes

Digital Sign Media Controller w/ 11Giraffes CMS

- 11Giraffes Content Management Software
- Included Android 5.11 Operating System
- Single Monitor Display in 1080p @ 60fps
- 60GB Internal Flash Storage
- 2GB RAM
- Built-In WiFi/Bluetooth® Module
- Includes Wall/VESA Mounting Bracket
- Video Wall syncing.** (You still need multiple media players to play different content on different screens but these media players can "talk" to each other. The content can go from going across all screens to being split seamlessly.)

11 Giraffes

Solid State Digital Signage Player w/ 11Giraffes CMS

- 11Giraffes Content Management Software
- Included
- Android 5.11 Operating System
- Single Monitor Display in 1080p @ 60fps
- 60GB Internal Flash Storage
- 2GB RAM
- Built-In WiFi/Bluetooth® Module
- Includes Wall/VESA Mounting Bracket
- Video Wall syncing.** (You still need multiple media players to play different content on different screens but these media players can "talk" to each other. The content can go from going across all screens to being split seamlessly.)

Android

Android Media Player with Google Play Store App Installer

- 1 Micro-SD & 2 USB Multimedia Ports
- 1 HDMI Port for 1080p or 4K Resolutions
- Supports multiple photo & video files
- Audio output 1 x 3.5mm
- Ram: 2GB
- Android 7.1 Software w/ Google Play Store Access
- Works w/ Remote or Standard Keyboard & Mouse

A powerful media player makes all the difference when it comes to installing a digital video wall. Make sure you find a solution that fits your needs.

I need a powerful content management system with remote programming capabilities – 11 Giraffes Digital Sign Media Controller w/ 11Giraffes CMS is a great option.

I need a simple plug and play functionality - Either our Android Media Players or the 11 Giraffes Solid State Digital Signage Player are great options.

I want to play one video across 4 screens – OK, you'll only need one media player!

I want to play multiple sources of media on each screen – Just as easy, but you'll need 4 media players.

FAQS

1 Why do I need a commercial-grade panel?
Commercial-grade screens are made with heavy-duty materials designed to resist wear and tear. These panels are constructed to withstand long operating hours and can run 24/7 for uninterrupted promotions. Additionally, commercial quality screens can be used in multiple orientations and have smaller bezels.

2 Why are thin bezels on a screen important?
Narrow bezels are what visually distinguish one video wall from the next. Referring to the border around each screen - the smaller the bezels, the more seamless and unobstructed the image.

3 How can I playback content?
Content can be played back through our included media player. To showcase one large image across all screens, only one player is required. In order to simultaneously display different content on each screen, one media player per TV is required. Additionally, each individual panel offers HDMI, DVI, and VGA connection ports that can connect to any compatible device.

4 What is Refresh Rate?
Refresh rate is the frequency at which an image on the screen is refreshed. Normally measured in hertz (Hz), the higher the refresh rate the smoother the image will look. Fast refresh rates of 60 Hz or higher are great for watching sports games and shows with quick movements.

5 Can I install this myself?
We recommend professional installation for our video walls - Contact information and a free quote from our recommended installation partner will be available after purchase.

www.displays2go.com