ASSEMBLY INSTRUCTIONS

XSHF5CRBRN/XSHF5CRNAT

PARTS LIST

A	B	C	D
FRAME ×1	**WOOD SHELF ×5**	**SCREW ×20**	**ALLEN WRENCH ×1**
E			
LEVELER FEET×4			

Step 1.

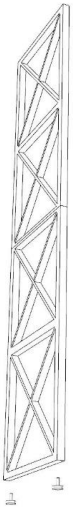

Screw Leveler Feet(E) to the Two Side Frames(A)

Step 2.

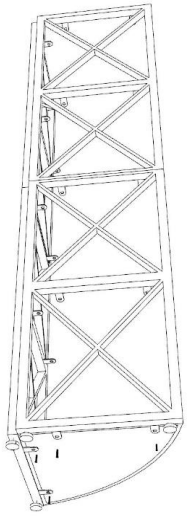

Attach Shelf（B) ONE BY ONE on the Frame and Secure with 4 Screws(C) by Wrench(D).

Step 3.

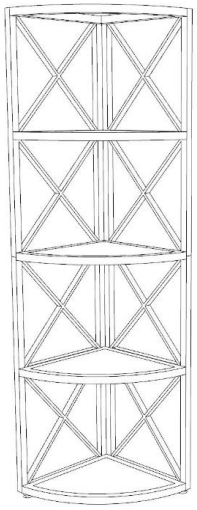

Complete Set

DISPLAYS2GO